

Features Include

- ◆ *Dual Serial Communication Ports*
- ◆ *Nonvolatile Datapack iButton Memory*
- ◆ *Provides 24 Vdc Transmitter Excitation*
- ◆ *Direct Reading by Volume or Weight*

The new LevelPRO Tank Level Processor combines intelligent signal processing and data acquisition for seamless integration in process control. LevelPRO processors will provide continuous measurement of liquid inventory in storage or processing tanks. Calculating level on the basis of hydrostatic pressure created by liquid depth, the system measures total product mass for more precise material accounting.

LevelPRO processor accepts the proportional 4-20 mA signal from a liquid level transmitter. The actual sensor used to detect hydrostatic pressure (created by liquid depth) can be either electronic or pneumatic. With the latter, an electronic pressure transmitter is used to convert the sensor's pneumatic signal into 4-20 mA output (using a KINGGAGE® D/P Module or D/P Transmitter).

LevelPRO processors express tank level directly in engineering units. The processor references a capacity profile to correlate transmitter output to actual tank geometry. The processor then formats the resulting value directly as the total weight or volume of liquid in the tank. There are no user conversion factors involved or scaling points to enter. All application details are factory programmed into an innovative nonvolatile modular memory called the *Datapack iButton*.

LevelPRO™ Single Tank Level Processor



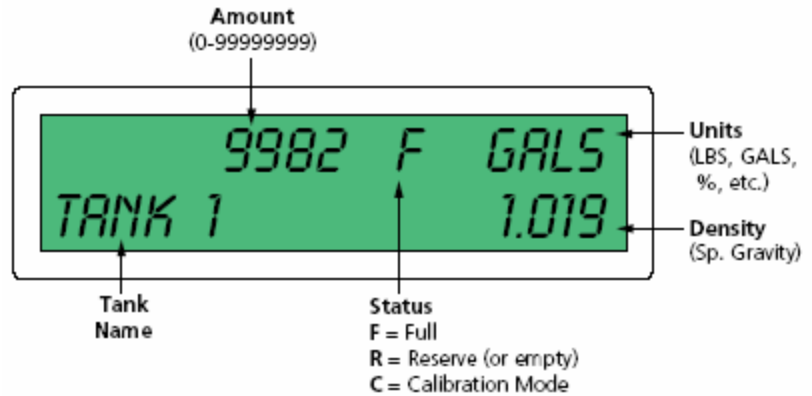
**LevelPRO™ Single Tank Processor
with LCD Readout**

Whether mounted at the tank as a local display or networked to a central control station, LevelPRO processors offer a complete system solution. Their rugged design incorporate many valuable features that simplify installation while ensuring long-term reliability.

Tank Level Display

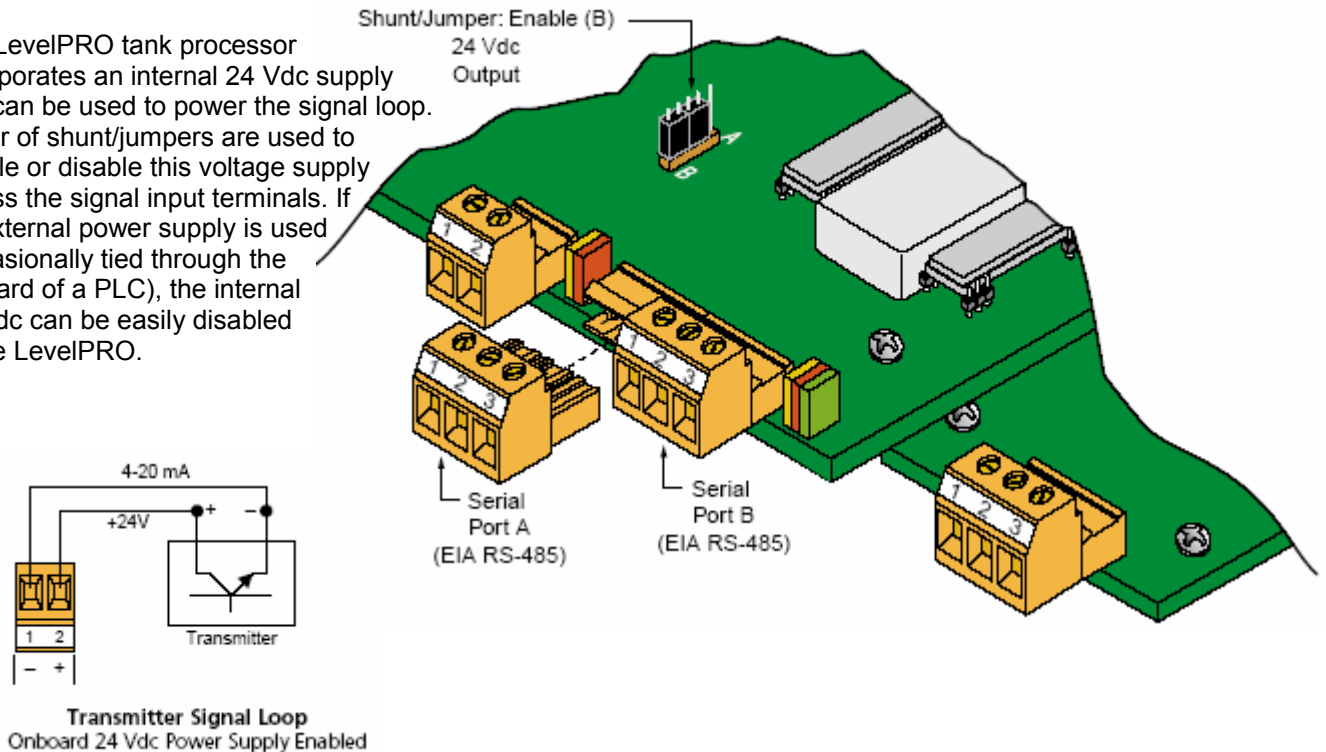
The LevelPRO single tank processor features an alphanumeric LCD panel providing up to 10-characters for tank identification. Tank level is shown with up to an 8-digit display value directly in the unit of weight or volume (as specified) together with the current density selection.

Note: The specific gravity (density) displayed is either the preprogrammed default or a value that can be downloaded to the processor over the serial network. Refer to section on *Data Acquisition and Network Connectivity*.



24 Vdc Output (Transmitter Excitation)

The LevelPRO tank processor incorporates an internal 24 Vdc supply that can be used to power the signal loop. A pair of shunt/jumpers are used to enable or disable this voltage supply across the signal input terminals. If an external power supply is used (occasionally tied through the I/O card of a PLC), the internal 24 Vdc can be easily disabled at the LevelPRO.



Flush Mount Package

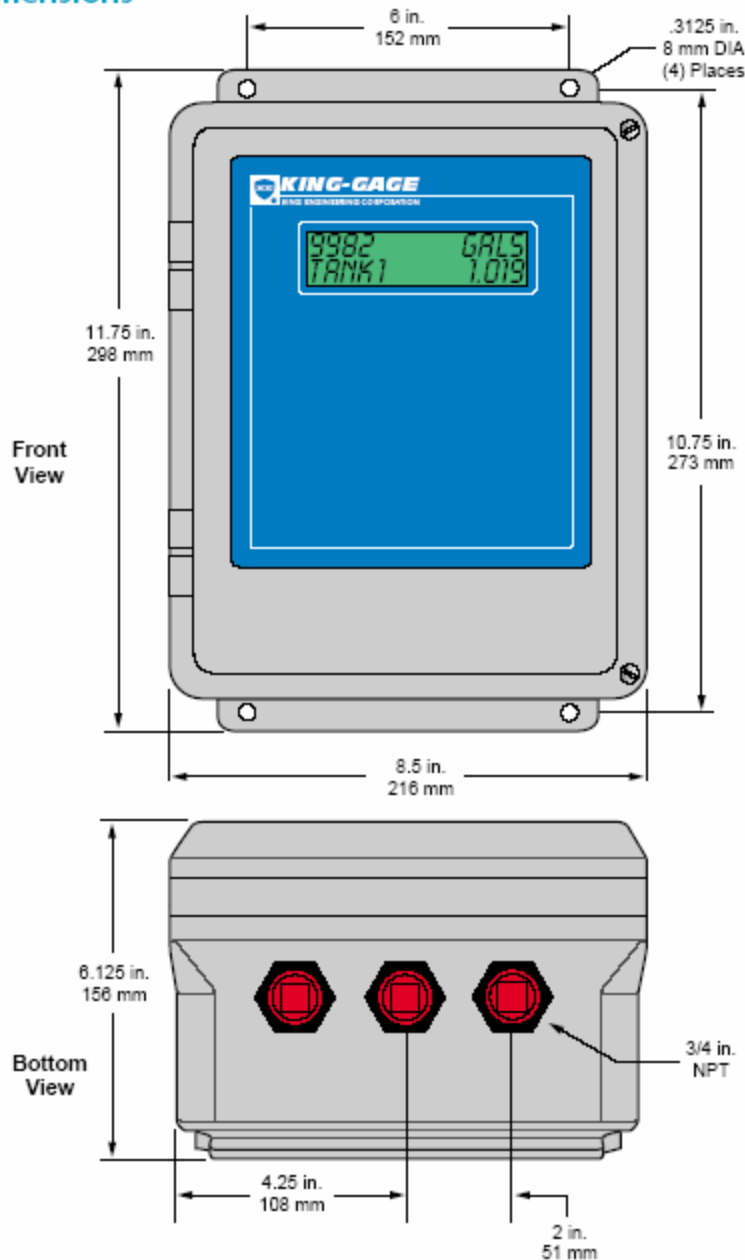
The LevelPRO Single Tank Processor is also available in a flush panel mounted housing. All connections are situated at the rear of the housing to facilitate installation in a control console or instrument enclosure. The front display panel has a low rise profile of less than 3/16 inch (4.7 mm) when installed.



Flush Mount LevelPRO Processor

1204 Main Street • Sebastian, Florida 32958
Phone: 772-581-0477 • Fax: 772-581-0481

Dimensions

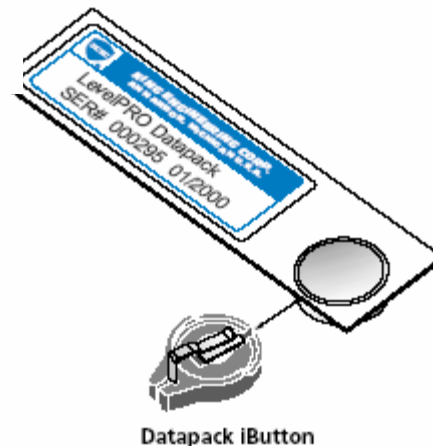


Specifications

- **Power Requirements**
100-240 Vac, 50-60 Hz, 25 watts (fused internally for 2.5 A 120/250 V)
- **Temperature Range (Environmental)**
30°F to 120°F (0°C to 50°C) operating range
- **Signal Input**
4-20 milliampere (mAdc)
- **Power Output**
24 Vdc nominal; fused @ 0.5 Amp
- **Input Impedance (Resistance)**
120 ohm nominal (2.4 Vdc drop @ 20 mAdc)
- **Memory**
Nonvolatile 64kbit memory iButton*
- **Digital Readout**
Alphanumeric 0.3173 in. (8 mm) 16-character x 2-line LCD; numeric 8-digit (0-99999999 maximum)
- **Accuracy**
±0.048% FS (±0.024% FS, typical)
- **Resolution**
±0.024% FS maximum (±0.004 mA)
- **Communications**
Two (2) serial EIA RS-485 ports; two wire multidrop
- **Enclosures**
Shown: Engineered thermoplastic (NORYL) enclosure; UL 50, NEMA type 3, 3S, 4, 4X, 12; hinged cover with dual latching screws.
Optional: 14 gauge stainless steel enclosure; UL 50 type 4, 4X, 12, 13; hinged cover with dual latching screw lugs.
Optional: Flush mount extruded aluminum housing; polycarbonate front panel w/gasket to meet NEMA 4 when installed.

Application Programming

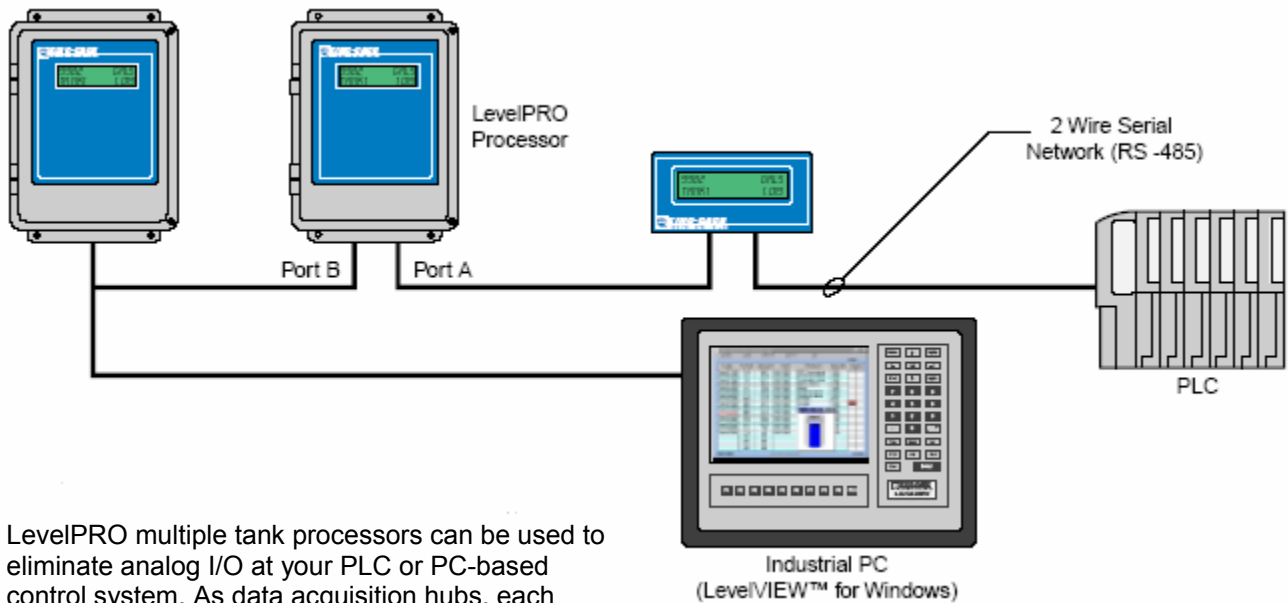
The LevelPRO processor references a capacity profile to correlate transmitter output to actual tank geometry. This profile plus additional application details are factory programmed into an innovative nonvolatile Datapack iButton memory module. Different units of measurement and/or specific gravity values can be assigned to each tank in the system. LevelPRO stores all the user selections in its Datapack iButton memory. The more critical data is restricted to read only access to prevent any possible corruption of the original factory programming.



Datapack iButton

1204 Main Street • Sebastian, Florida 32958
Phone: 772-581-0477 • Fax: 772-581-0481

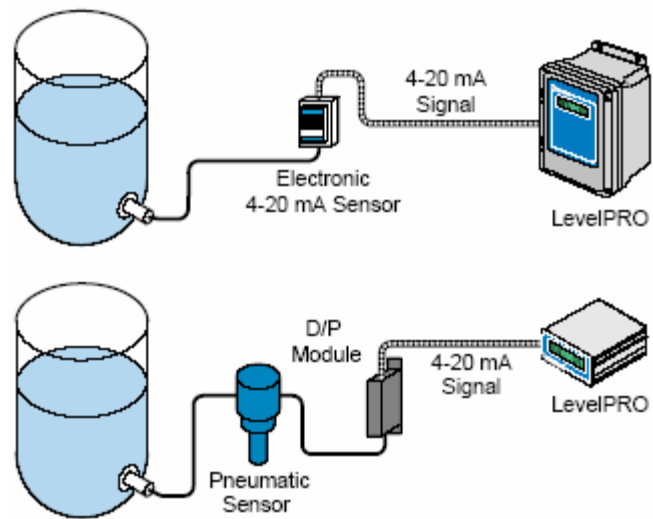
Data Acquisition and Network Connectivity



LevelPRO multiple tank processors can be used to eliminate analog I/O at your PLC or PC-based control system. As data acquisition hubs, each LevelPRO tank level processor resides on an expandable multidrop network. Any combination of up to 32 discrete single channel or multiple channel processors can be installed on a simple two wire network (RS-485).

Dual serial communications ports (RS-485) can be configured for different protocols such as master/satellite, ASCII data exchange or Modbus-RTU emulation. This flexibility means that LevelPRO processors can be linked to different data networks. This allows for multiple simultaneous protocols including query/response communications with a computer (or PLC), remote satellite displays or interface to a KING-GAGE LevelVIEW system.

LevelPRO processors can be used as basic stand alone tank level indication. Combining both accuracy and reliability, they provide a complete tank level gauging solution where precise accounting of liquid inventory is needed. LevelPRO processors also simplify future upgrades requiring system interconnectivity for industrial networks.



Box 1228, Ann Arbor, Michigan 48106-1228 U.S.A.
Phone: (734) 662-5691 • FAX: (734) 662-6652



1204 Main Street • Sebastian, Florida 32958
Phone: 772-581-0477 • Fax: 772-581-0481

www.wisnercontrols.com